

Logging into Rosetta Stone



*You need two separate passwords:

- your SFC account password
- one for Rosetta Stone which you will setup.

*If you want to use Rosetta Stone through the app on your phone or tablet you will need to login through the library website **first**, then Rosetta Stone will automatically open in the app.

1. Visit library.sfc.edu/az.php
2. Click on [Rosetta Stone](#)
3. Login with your SFC username and password.

St. Francis College Library
Authentication for Databases

[Home](#) [Contact Us](#)

Username:


<--- Login with your SFC email

Password:

<--- SFC password (NOT your Rosetta Stone password)


Login

4. Click “Rosetta Stone Library Solution”.


EBSCOhost

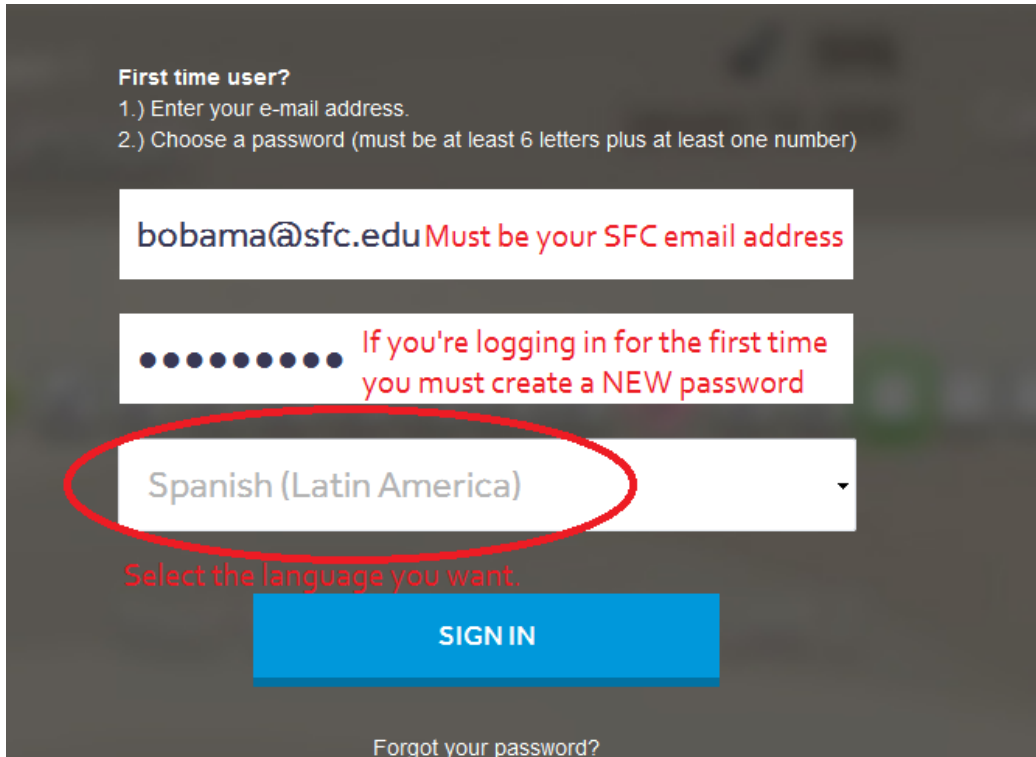
Select New Service

ST FRANCIS COLLEGE


Rosetta Stone.

Rosetta Stone Library Solution

5. Use your SFC email address, create a **new** login for Rosetta Stone and select the language you want to learn.



The image shows the Rosetta Stone login interface for first-time users. It includes instructions for entering an email address and creating a password. The email field contains 'bobama@sfc.edu' with a red note stating 'Must be your SFC email address'. The password field is masked with dots and has a red note: 'If you're logging in for the first time you must create a NEW password'. A language selection dropdown is highlighted with a red oval and contains 'Spanish (Latin America)'. Below it is a red instruction 'Select the language you want.' and a blue 'SIGN IN' button. At the bottom, there is a link for 'Forgot your password?'.

First time user?

1.) Enter your e-mail address.
2.) Choose a password (must be at least 6 letters plus at least one number)

bobama@sfc.edu Must be your SFC email address

..... If you're logging in for the first time you must create a NEW password

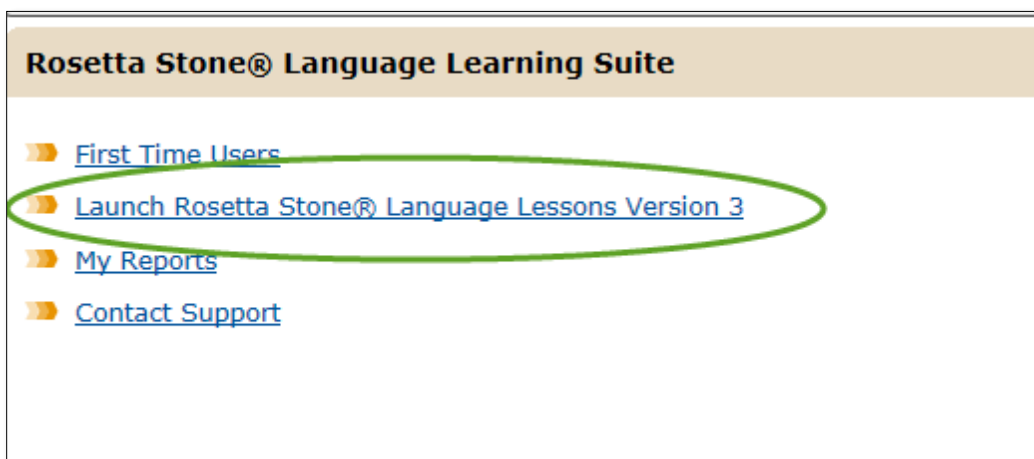
Spanish (Latin America)

Select the language you want.


SIGN IN

[Forgot your password?](#)

6. Click on "Launch Rosetta Stone Language Lessons Version 3."



7. Wait for Rosetta Stone to check your computer's system. Rosetta Stone will start automatically.







System Check

View this page in

- Deutsch (German)
- English
- Español (Spanish)
- Français (French)
- Italiano (Italian)
- 日本語 (Japanese)
- 한국어 (Korean)
- Português (Portuguese)
- 中文 (Chinese)

System Check Results

Category	Recommended	Detected	
Web Browser	Chrome 54 or higher Edge 12 or higher Firefox 49 or higher Internet Explorer 11 or higher Safari 8 or higher	Chrome 63.0.3239.84/Windows	 
Cookies	Enabled	Enabled	
Adobe Flash Player	Version 21.0.0 or higher	Not Found	

We recommend that you download and install Flash Player version 21.0.0 or greater.

- Visit get.adobe.com/flashplayer to download the latest version of Flash Player.
- Follow the instructions provided to install Flash Player (you may have to restart your browser).
- Navigate back to this page to run the System Check again.

Bandwidth	Broadband	Not Tested
-----------	-----------	------------

Check My System Again

8. Select your course. If you're not sure what to pick select "Standard" then click "Apply Changes".

Select your course:

Description	Length
Reading and Writing Focus Optimized for reading and writing skills	<input type="text"/>
Extended Optimized for additional practice of content and skills	<input type="text"/>
Speaking and Listening Focus Optimized for speaking and listening skills	<input type="text"/>
Standard Optimized for efficient learning of content and skills	<input type="text"/>

☒ Apply Changes

If you have any questions contact the Reference Desk. Phone: 718-489-5307 Email: library@sfc.edu